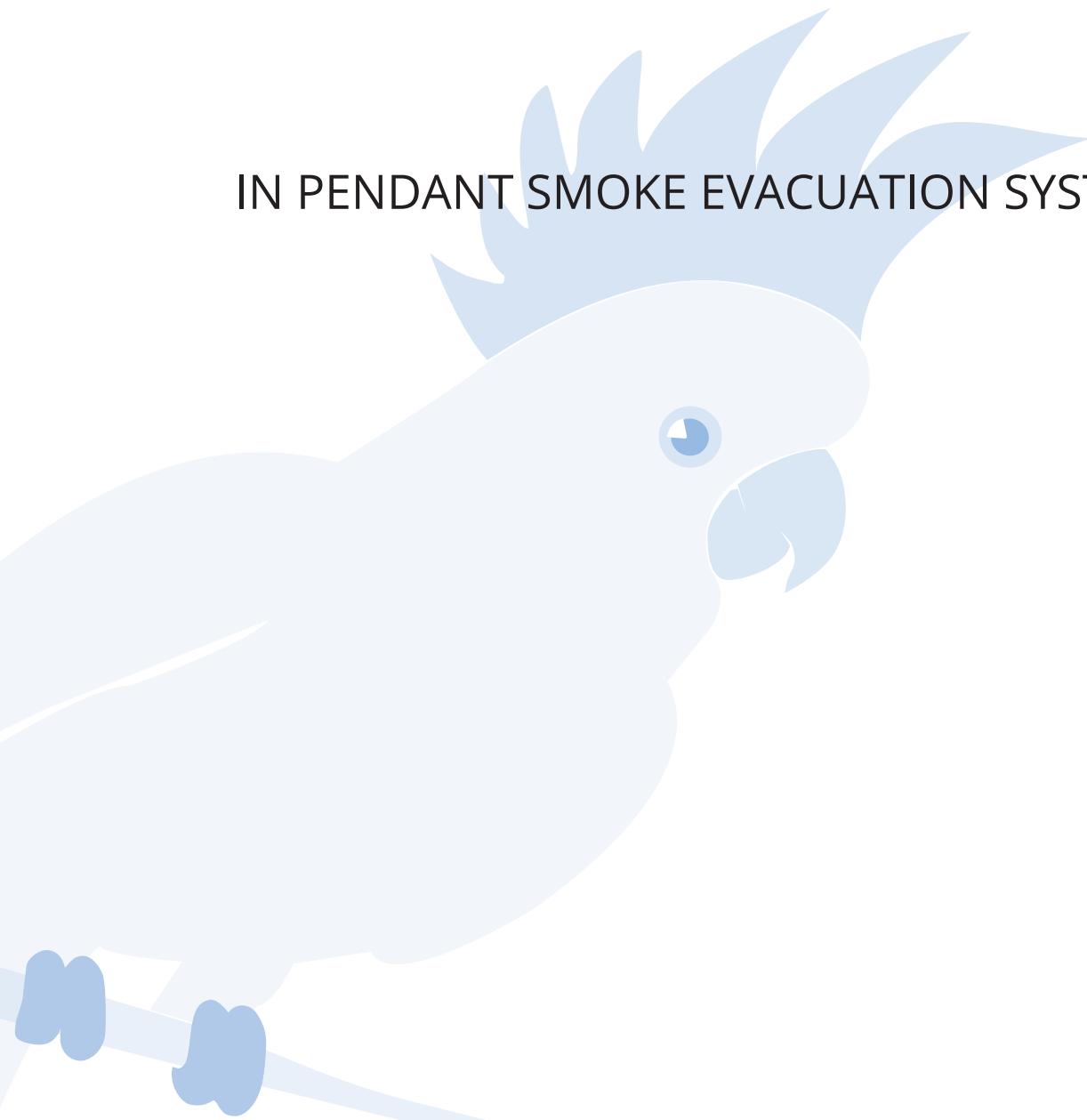




[www.cockatobblue.com.au](http://www.cockatobblue.com.au)

IN PENDANT SMOKE EVACUATION SYSTEM



IPSEES



BREATHE **EASY**



*Install into a New Project or Retrofit your existing theatres*

## ***What are the hazards of Surgical Smoke?***

- Surgical Smoke is a hazardous by-product produced during the use of diathermy and lasers in surgery.
- 1 gram of cauterized tissue ≈ 6 cigarettes carcinogenic gases.
- Viruses and bacteria are present and intact in surgical smoke. Studies show HPV, HIV and Hepatitis can all survive diathermy and laser.
- Toxic carcinogenic gases includes Benzene, Toluene, Formaldehyde, Carbon Monoxide, Hydrogen Cyanide and Methane.

# Why use in pendant smoke evacuation?



## silence

Surgeon and Staff work in peace. Motor turbine located in plant room.



## staff safety

Smoke plume is an OH&S health hazard. The ACORN standard requires the removal of surgical smoke.

## save

Cost effective.  
Low power usage.  
Economical filter system.



## smoke free

Clear the air in theatre.  
Ensure surgeon visibility.  
Remove dangerous gases, viruses and bacteria.



## simple to use

Ease of use for all theatre staff.





# ROOF CAVITY

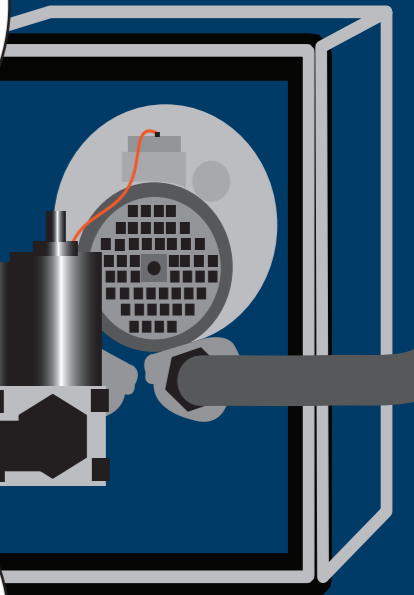
# PLANT ROOM

# OPERATING THEATRE

**PENDANT**  
 IPSES is compatible with most pendant brands.  
 Some existing installations: Trumpf, ESCO, Dräger, Claveguard ...



- INSTALLATION TYPES**
- Motor / Turbine can be located in PLANTROOM or ROOF CAVITY
  - Filter housing can be installed in pendant or free standing on trolley (remote)



**BMS CONNECTION FOR BUILDING MANAGEMENT SYSTEM**

EXHAUST >>>

# MODELS

## CB 503 IP

IPSES with:  
Filter Box Integrated into Pendant  
1 × Control Panel



CB IPSES 100	Motor Assembly
CB IPSES 500-1	Junction Box Assembly
CB IPSES 600-1	Control Panel Assembly for one panel installation
CB IPSES 700 IP	Filter housing

## CB 501

IPSES with:  
Remote / Mobile Filter Box  
1 × Control Panel



CB IPSES 100	Motor Assembly
CB IPSES 500-1	Junction Box Assembly
CB IPSES 600-1	Control Panel Assembly for one panel installation
CB IPSES 700	Filter housing and hose set

## CB 502

IPSES with:  
Remote / Mobile Filter Box  
2 × Control Panels in 2 Pendants  
*(One at each end of Theatre for  
Various Operating Table Orientations)*



CB IPSES 100	Motor Assembly
CB IPSES 500-2	Junction Box Assembly for two pendant installation
CB IPSES 600-2	Control Panel Assembly for two pendant installation
CB IPSES 700	Filter housing and hose set

# CONSUMABLES

ITEM #	DESCRIPTION	QTY
CB 720	IPSES Primary Filter for use with removable Pre-Filters (CB 721, 722 or 731) ULPA (99.999% @ 0.001µ) and Activated Carbon	3 / Box
CB 722	IPSES Pre-Filter – 22mm Inlet Port	30 / Box
CB 721	IPSES Pre-Filter – 34mm Inlet Port	30 / Box
CB 731	IPSES Pre-Filter PLUS – 34 mm Inlet Port	30 / Box
CB 710	IPSES ULPA All in One Filter (99.999% @ 0.001µ), Activated Charcoal and Pre-filter	3 / Box
CB 750	IPSES Filter to Tubing Adaptor – 34 to 22mm	10 / Box



Smoke Evacuation System Comparison Matrix		Cockatoo Blue IPSES	Stand Alone Systems	Centralised Systems
<b>Features and Design / Installation Considerations</b>	<b>Why is this feature / consideration important?</b>	<b>System Consists of:</b> <ul style="list-style-type: none"> <li>1 × Motor Turbine Pump per Theatre</li> <li>Motor Turbine is located outside the operating theatre either in Plant Room or Roof Space</li> <li>Pipes and cables running through the Pendant</li> <li>Filter box in the pendant or remote</li> </ul>	<b>System Consists of:</b> <ul style="list-style-type: none"> <li>1 × Machine per Theatre</li> <li>Suction Motor located inside Theatre</li> <li>Filter is located in Machine</li> </ul>	<b>System Consists of:</b> <ul style="list-style-type: none"> <li>Motor Turbine Pump services all Theatres at once</li> <li>Motor Turbine is located outside the operating theatre in Plant Room</li> <li>Pipes and cables running through the Pendant</li> <li>Filter is either located in theatre or in some cases in Plant Room</li> </ul>
Filtered air should be exhausted externally from Theatre	Full filters can pass-through virus and carcinogenic gases. If the system recycles air these contaminants are recycled. Does the system exhaust the filtered air outside theatre?	[ External Exhaust ]	[ Recycled Air ]	[ External Exhaust ]
System CREATES NO NOISE in Theatre	No Pumps/Turbines in Theatre = No noise in Theatre	[ No Noise ]	[ Creates Noise ]	[ No Noise ]
Filter Cost - Long Life Filters	Standards require a 3 Stage Filter - Pre-filter, ULPA Filter and Charcoal Filter	[ Single Long Life ]	??? [ Varies some suppliers have multiple filters ]	??? [ Varies some suppliers have multiple filters ]
Low power usage	Some systems only need to be turned on during a specific procedure - while some Centralised Systems must run a large pump all day to service every potential theatre	[ Low Power ]	[ Low Power ]	[ Highest Power Usage ]
Ease of use	To reduce noise levels stand alone systems have complicated remote controls and variable power settings	[ Just press the ON/OFF Button ]	[ Complicated Remote Controls ]	[ Complexity varies per supplier ]
If a system breaks down how many theatres are affected?	A centralised system breakdown could take out the entire theatre complex. With the IPSES design each Theatre has its own dedicated pump and pipes.	[ Only ONE Theatre affected ]	[ Only ONE Theatre affected ]	[ ENTIRE complex will be affected ]
System Pumps/Turbines can be located outside Theatre in Plant Room	Externally Located Pumps/Turbines = NO NOISE, More space in Theatre	[ External ]	[ Internal ]	[ External ]
System Pumps/Turbines can be located outside Theatre in Roof Space	Externally Located Pumps/Turbines = NO NOISE, More space in Theatre	[ External ]	[ Internal ]	[ Unavailable ]
Pressure balancing of air conditioning across a Theatre Complex	A centralised system that connects all theatres with one set of interconnected pipes creates potential issues with Pressure Balancing and Cross Contamination. With the IPSES design each Theatre has its own dedicated pump and pipes, eliminating pressure variance issues.	[ No balancing issues. Theatres not connected ]	[ No balancing issues. Theatres not connected ]	[ Balancing MUST BE addressed ]
Australian Designed and Assembled	Support local jobs & industry. Local manufacturing ensures fast consistent supply of parts and service.	[ Australian designed and assembled ]	[ Not Australian made ]	[ X / ??? [ Content may vary per Supplier ]
Meets Australian Standards	Australian Standard AS 16571:2015 has been released	[ Conforms to AS 16571 ]	??? [ Ask for Conformity Declaration ]	??? [ Ask for Conformity Declaration ]



[www.cockatooblue.com.au](http://www.cockatooblue.com.au)

## MANUFACTURE

AUSTRALIAN DESIGNED AND MANUFACTURED FROM LOCAL AND IMPORTED COMPONENTS

## INSTALLATION

WE INSTALL IN EXISTING THEATRES (RETROFIT) OR NEW BUILDS AND REDEVELOPMENT

## WARRANTY

12 MONTH WARRANTY WITH EXTENDED WARRANTY OPTIONS

## SERVICE AGREEMENT

WE FULLY SUPPORT OUR PRODUCT



cockatooblue

Medical Products Pty Ltd

**Manufacturer: Cockatoo Blue Medical Products**

9 Edina Road,  
Ferntree Gully  
Victoria 3156  
AUSTRALIA

Priority Phone: +61 3 9758 7707  
e-mail: [info@cockatooblue.com](mailto:info@cockatooblue.com)

[www.cockatooblue.com.au](http://www.cockatooblue.com.au)

 **03 9758 7707**



**BREATHE EASY**

*Australian Designed & Manufactured*