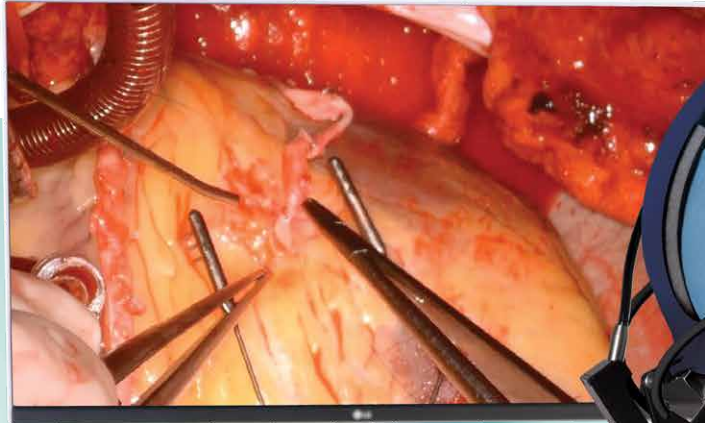


In partnership since 1988

SUNOPTIC
SURGICAL®



Endovision

ADVOCATES
FOR PATIENT
SAFETY AND
QUALITY
EQUIPMENT

Our focus is the future

Endovision.com.au



Our focus is the future
Endovision.com.au

Contents

LED-4500 Headlight System	4
Headlight Face Shields	5
LX2 Battery LED Headlight	6
LED-9500 Headlight System	8
LED-5500 Headlight System	9
Titan RCS Headlight	10
Titan X400 Titan X300	11
Titan RCS Headband for LED Lightsources	12
LED 4500 LED 2000	13
HDC-300 Titan HD Headlight Camera Documentation System	14-15
HDC-100 Titan HD Headlight Camera System	16-17
LHD-30 Wireless HD Headlight Camera	18-19
HandLite.	20



Our focus is surgical lighting



LED-4500
Sunoptic
Surgical's
brightest
ever LED
Headlight
System.

Our focus is surgical lighting

Headlight Face Shields

Protects from surgical
splash and debris



Sunoptic Surgical
is pleased to
present the
adaptive face
shield for use
with Xenon and
LED headlights.

The unique design allows end-users to increase their personal protection from foreign contaminants by adding an anti-glare and anti-fog face shield to their existing headlight systems.

The unique clip attachments allow users to attach a face shields to any existing Sunoptic headlight in a matter of minutes without the aid of bio-med technicians.

The adaptive clips slide onto the headband permitting quick and simple face shield attachment and removal. While in use, the face shield remains secure to the headband, while permitting use of the users Xenon or LED headlight.

The stand off created by the adaptive clips, also allows for compatibility with most loupes.

Specifications

- Easy attachment to existing headlights – no serious modifications to the headlight needed or assistance by bio-med
- Able to connect to existing Sunoptic headlights – no need to invest in a new headlight system
- Added protection while using a headlight – increased personal protection during procedures
- Creates stand off away from user's face – user can comfortably use loupes with face shield
- Can be adapted to a headband only – allows user to utilize face shield without a headlight
- Can be provided with generic headbands without headlight attachments
- Premium Materials used with Anti-fog and Anti-glare coating
- Replacement kits for adaptive clips and shields available
- One size fits all configuration

Our focus is surgical lighting

1300 655 160 | Info@Endovision.com.au | Endovision.com.au

Endovision

ADVOCATES
FOR PATIENT
SAFETY AND
QUALITY
EQUIPMENT

LX2 LED Headlight System



Sunoptic's in-house R&D engineering team meet global challenges by designing superior, quality controlled, and innovative LED Technology in our headlight products to deliver light to the surgical site. Surgeons depend on our high-quality, high-end products for precision, flexibility, and ease of use.

The Sunoptic LX2 LED Surgical Headlight offers optimum untethered freedom with lighter, quieter, more flexible and with more battery life.

The New Gold Standard in Battery-Operated Surgical Headlights.



LX2 System includes:

- Portable LED Headlight equipped with hinge extension
- Battery Holster
- Regular Batteries
- Extended Life Battery (optional)
- Dual Bay Charger
- Padded Carrying Bag for Storage
- Includes Disposable Joysticks and Extra Replacement Liners

Our focus is surgical lighting

1300 655 160 | Info@endovision.com.au | Endovision.com.au



ADVOCATES
FOR PATIENT
SAFETY AND
QUALITY
EQUIPMENT

LX2 LED Headlight System



80,000 lux at 40cm working distance

- Defined, uniform white light throughout
- Truer tissue color rendition
- Deeper range of light for complicated surgical procedures
- No annoying yellow/brown or blue outer edge of unusable light

More Efficient, Longer-life Battery Options

- New 3-hour run time at Full Intensity (*6 hours at 50% Intensity*) with a Standard Battery (*14.4-volt Lithium-ion*)
- New 6-hour run time at Full Intensity (*12 hours at 50% Intensity*) with an Extended Life Large Battery (*14.4-volt Lithium-ion*)
- Heavy-duty holster with TRUE attenuation of light levels (*no preset levels*)
- Easily attached holster with metal clip
- Audible warning for a low battery

Lighter, Robust Aluminum Module

- More efficient with a modern, feather-weight aluminum design
- More robust for increased durability
- Freedom to move untethered around the operating room

Whisper-quiet and Feather-light

- Ensures cool and quiet operation

Easy Connect/Disconnect Cable

- Inline Connection for quick, easy connect/disconnect

Lighter RCS Clip Headband

- Patented Rear Cranial Support (RCS) Clip
- Durable, adjustable and lighter
- Replaceable Comfort Liner padding inside headband
- Dual Adjusting Knobs for Maximum Comfort

Extended Linkage

- Ensures compatibility with most loupes

Our focus is surgical lighting



ADVOCATES
FOR PATIENT
SAFETY AND
QUALITY
EQUIPMENT

LED-9500 Headlight System and Headlight



This is the product surgeons have been waiting for. The Surgical LED Headlight that offers portability, quality light and brightness to match.

With the new 70,000 LUX output, the Sunoptic Surgical LED-9500 is providing 50% more light than major competitors headlights. The quality of the light appearing in the spot is unmatched in any other LED on the market! The LED-9500 features even distribution of its all white light, eliminating the unusable brown and yellow edges seen in other LEDs. With the spot size expanded to 110mm the LED-9500 now has a spot size to compete with any other brand.

- The 'RCS' headband is Lightweight and Comfortable
- 10w LED offers the BRIGHTEST Illumination available
- Module with variable spot size: 20mm-110mm @16"
- Light Intensity: 70,000 Lux @ 16"
- Lightweight battery and clip on holster provide
- 3hrs of continuous use
- Audible warning when battery life is low



Also available
with Traditional
or 'Ponytail'
style headband.




Our focus is surgical lighting

LED-5500 Headlight System




The new LED 5500 Battery-Operated headlight is Sunoptic Surgical's first low-cost LED headlight. It features a wireless design with no remote battery packs or cables. The battery is attached to the headband which allows for easy replacement during surgery. The wireless design also allows unlimited mobility for the surgeon in the operating room.

- No external wires or batteries
- Quick change battery accessible on headband
- Newly headband design distributes weight for maximum comfort
- 30,000 lux output at 40cm distance with a bright, clean, uniform spot
- Infinitely variable output switch on side of headband allows surgeon to set different light outputs which translates into longer battery life.
- 20-110mm spot variability at 40cm working distance
- 4 hour battery life for fully charged battery at maximum output and 4-5 hour recharge time
- Low-battery indicator clearly visible on side of headband
- Colour temperature 4,500° K
- Colour Rendering Index (CRI) 75



MedLED MC7 vs LED-5500



The wider spot diameter, increased light output, and the uniform white light throughout the spot will bring the LED-5500 much closer to the industry standard of xenon headlights.

In keeping with the new industry expectation the NEW Sunoptic Surgical LED-5500 Headlight is simple in design, light in colour to allow for visualisation of any debris or blood splatter and is easy to clean.

Our focus is surgical lighting



ADVOCATES
FOR PATIENT
SAFETY AND
QUALITY
EQUIPMENT

Titan RCS Headlight for Xenon Lightsources



The New TITAN 'RCS' Rear Cranial Support Headband provides enhanced comfort due to the lightweight and flexible material. The new front to back crown support design allows for better module adjustment and stabilisation. These features help minimize the fatigue that sets in during lengthy surgical procedures.

- Lightweight, Comfortable and the new 'RCS' helps minimize fatigue
- BRIGHTEST Illumination Available
- Module spot sizes offered: 20mm-110mm
- Headlight cables available in bifurcated and straight configuration
- Lensed 3.5mm fibre bundle with Grey armoured sheathing 9ft long
- Fused fibres on the proximal end increase transmission efficiency by 10%
- New Moulded UltraGrip Handle eases cable removal from the lightsource and aids against fibre damage

Specifications

- Newly Designed Lightweight Headband with Rear Cranial Support for added comfort
- Headlight Module with 20mm-110mm Variable Spot @ 16"
- Fused 3.5mm Bifurcated Moulded UltraGrip Cable 9' Long with Wolf Proximal Tip
- Proximal End to optimize light output Also available in 20mm-140mm Variable Spot @ 16"
- New Moulded Junctions add Flexibility and the Reinforced Sheathing Protects the Fibre Bundle
- Headband with Module Weight – 4.5 oz

Our focus is surgical lighting



ADVOCATES
FOR PATIENT
SAFETY AND
QUALITY
EQUIPMENT

Titan X400

400 watts (Xenon) of Bright White light, Enhanced Quality and Whisper Quiet Operation.



- The only 400 watt light source available for surgical headlamps
- 1,000 hour lamp life
- 325,000 lux at 16"/40cm working distance*
- 5600° K color temperature for accurate tissue rendition
- CRI (Color Rendition Index) of 97 is superior to LEDs
- Dual digitally controlled whisper quiet fans

Titan X300

300 watts (Xenon) of Bright White light, Enhanced Quality and Whisper Quiet Operation.



- Consistent High Lux Output
- 1,000 hour lamp
- Manual Intensity Slide
- Advance Air Flow
- Automatic Shutter
- Reliable
- Whisper Quiet
- Quality, Performance and Advanced Aesthetics

Our focus is surgical lighting

Titan RCS Headlight for LED Lightsources



The New TITAN 'RCS' Rear Cranial Support Headband provides enhanced comfort due to the lightweight and flexible material. The new front to back crown support design allows for better module adjustment and stabilization. These features help minimize the fatigue that sets in during lengthy surgical procedures.

- Lightweight, Comfortable and the new 'RCS' helps minimize fatigue
- BRIGHTEST Illumination Available
- Module spot sizes offered: 20mm-110mm
- Headlight cables available in bifurcated and straight configuration
- Lensed 4.0mm fibre bundle with Grey reinforced sheathing 9ft long
- Fused fibres on the proximal end increase transmission efficiency by 10%
- New Moulded UltraGrip Handle eases cable removal from the lightsource and aids against fibre damage

Specifications

- Newly Designed Lightweight Headband with Rear Cranial Support for added comfort
- Headlight Module with 20mm-110mm Variable Spot @ 16"
- Fused 4.0mm Bifurcated Moulded UltraGrip Cable 9' Long with Wolf Proximal Tip
- Proximal End to optimize light output Also available in 20mm-140mm Variable Spot @ 16"
- New Moulded Junctions add Flexibility and the Reinforced Sheathing Protects the Fibre Bundle
- Headband with Module Weight – 4.5 oz
- Headband, Module and Bifurcated Cable Weight – 6.5 oz

Our focus is surgical lighting



ADVOCATES
FOR PATIENT
SAFETY AND
QUALITY
EQUIPMENT

LED-4500

The Sunoptic LED 4500 is the latest state-of-the-art LED light source produced by Sunoptic Surgical and is a further improvement on our unique LED engine design. When used with a fiberoptic headlight, the LED 4500 produces a uniform light spot with no distracting halo or shadows. With no lamps to replace and an expected life of 50,000 hours, the LED 4500 is a long-lasting, cost-efficient alternative to traditional xenon light sources.



- 105,000 lux at 16"/40cm working distance*
- 6500° color temperature for accurate tissue rendition
- Stand-by mode for ease of use
- Intuitive user interface
- Four port turret for compatibility with ACMI, Wolf, Olympus, and Storz connectors
- Bright, evenly distributed light spot with headlights

LED-2000



- Compact, efficient, durable source of brilliant 'daylight' quality light
- Ideal for office use and post OP examinations
- Expected LED life of 50,000 hours
- Colour temperature: 65000K normal
- Ergonomically designed turret includes ACMI, Olympus, Storz & Wolf ports; single port versions and other port styles are also available

Our focus is surgical lighting

HDC-300 Titan HD Headlight Camera Documentation System



The Titan HD headlight camera system is a continuation of our history of providing the latest technology in order to meet demands for features needed in the market.

- Newly designed headlight and camera module allows for true coaxial alignment of the camera and light without sacrificing light output or image quality
- Headlight/Camera module fits comfortably between loupes and provide a unique perspective of the surgical site from the surgeon's point of view
- True 1080P HD quality at 60 frames per second
- 400W Xenon light from our Titan X400 light source brings even the most challenging areas of the surgical site into clear focus



Two-in-One Camera and Headlight Module

The convergence of the light and camera at the same working distance means that the surgeon will never have to pause during the procedure to realign the camera with the light. What the surgeon sees in the centre of the headlight spot is what the camera captures.

- Keeps the camera focused directly on the centre of the light spot
- 3 to 1 magnification produces the same image surgeons' see from their loupes
- Deep depth of field ensures camera will remain in focus during lean-in/lean-out moments
- No need to adjust camera angle during procedures
- 400W of natural xenon light illuminate even deep anatomical structures



Our focus is surgical lighting



ADVOCATES
FOR PATIENT
SAFETY AND
QUALITY
EQUIPMENT

HDC-300 Titan HD Headlight Camera Documentation System



Camera Console

The camera console is controlled by an intuitive touchscreen:

- Provides instruction to users on starting and finalising videos as well as capturing still images for each procedure
- Use touchscreen to enter patient data (if desired), start and stop recording, capture still images and export case files to USB

Image Stabilisation

- Works in real-time to minimize and steady undesirable head movements of the user
- Leaves the viewing audiences with a cleaner, less jumpy video that is more comfortable to view
- Enhances value of video captured as a teaching tool

Colour

The Sunoptic HDC-300C uses a video processor to bring out the natural colour of human tissues in order to generate bright and clear video and still images:

- Images appear bright, vivid, and well defined
- Allows greater distinction amongst tissues

Simultaneous Recording

- Video and still images are recorded to both the console's hard drive and the connected USB storage device in real-time
- Images captured during a procedure are immediately available to the surgeon after the procedure for review, demonstration, or consultation
- Total hard drive size: 720 GB, approximately 48 hours of video
- When console hard drive capacity has been reached, the recorder automatically starts overwriting the oldest files first
- Records video and still images to the same case files
- Saves uncompressed HD video and stills for clearest and sharpest image possible
- Videos saved in MOV format, capable of playing on any PC or Mac with a media player

Video Management

- Easily open, review, export to USB, and delete case files via the camera console
- Patient data can be entered at the start of the case if desired
- Camera system pairs easily with existing recorders to share videos and still images in preferred location

Technical Specifications

- HD video camera 1080P by 1920, 60 FPS (Frames Per Second)
- Records Stills and Video in uncompressed files
- Simultaneous recording to hard drive and USB
- Dual HDMI and DVI outputs
- Video output can be stabilised or unstabilised

Double Barrel Light Spot
and HI Definition Camera
Lens, True 1080P HD
Image Quality at 60 FPS



Our focus is surgical lighting



ADVOCATES
FOR PATIENT
SAFETY AND
QUALITY
EQUIPMENT

HDC-100 Titan HD Headlight Camera System



Illuminate your procedure more than ever before while also capturing a clear, accurate view of the surgical site with the new HDC-100 system.

This camera system uses a unique combination of the headlight and camera in the same module to ensure proper alignment of light and video.

When paired with a Xenon light source, the system provides superior daylight quality illumination and visualisation of the surgical site.



The HDC-100 is a high performing "plug and play" system providing excellent visualisation of the surgical site to the OR team utilising existing hospital recording systems.

This one-of-a-kind HD Headlight Camera is designed to work with most medical recording devices. Utilising two HDMI and one DVI video out ports, users are able to easily connect the camera headlight to any display directly or by utilising connections on their overhead systems.



Titan X400

400 watts of Bright White light, Enhanced Quality and Whisper Quiet Operation.

- The only 400 watt light source available for surgical headlights
- 1,000 hour lamp life
- 325,000 lux at 16"/40cm working distance*
- 5600° K color temperature for accurate tissue rendition
- CRI (Color Rendition Index) of 97 is superior to LEDs
- Dual digitally controlled whisper quiet fans

Our focus is surgical lighting



ADVOCATES
FOR PATIENT
SAFETY AND
QUALITY
EQUIPMENT

HDC-100 Titan HD Headlight Camera System



Provide Your Team with the Perfect View.
Show the surgical site like never before.



Schedule your free evaluation today and see the difference the HDC-100 can make for you and the OR team!

This one-of-a-kind view is an excellent tool for training and teaching purposes. With the surgeon's point-of-view on screen, OR teams experience a greater level of team coordination, and are better able to anticipate the surgeon's needs.

Features

- 1080P image quality at 60 FPS – True High Definition Image
- White balance procedure button – for best camera image
- 350K Lux when paired with a Titan X450 – unparalleled illumination of the procedure area
- 2x HDMI and 1x DVI video out ports – ease in connecting to a variety of displays and recording devices
- Patented RCS headband design – optimum comfort during long procedures
- 2.4 metre video cable connection to camera console

Our focus is surgical lighting



ADVOCATES
FOR PATIENT
SAFETY AND
QUALITY
EQUIPMENT

LHD-30 Wireless HD Headlight Camera

Enhance The Way You Operate



The Sunoptic LED+ Wireless HD Headlight Camera system allows users to capture the surgeon's unique point of view of surgical procedures without compromising mobility or light output. With this convertible system, the camera can be easily removed for headlight-only needs, cleaning purposes, and for use on other Sunoptic Surgical headlights.

The high-quality camera provides the entire operating room team with a crisp, clear image of the surgical site. Also, it can be used for a wide range of applications, including improving patient records, refining techniques, documenting revisions, and teaching purposes.

Wireless transmission from the recording unit/battery pack to the receiver eliminates additional cables in the operating room and allows the user more comfortable movement around the patient table.

Videos and still images are captured easily using a remote programming fob or by pressing the corresponding buttons on the recording unit/battery pack. Recordings and pictures are saved to a 128G SD card internal to the recording unit and exported easily to a computer via a USB to mini-USB cable.

Our focus is surgical lighting

1300 655 160 | Info@Endovision.com.au | Endovision.com.au



ADVOCATES
FOR PATIENT
SAFETY AND
QUALITY
EQUIPMENT

LHD-30 Wireless HD Headlight Camera



Sharing the Surgeon's Point of View

The Sunoptic LED+ Wireless HD Headlight Camera provides the OR Team with a unique perspective during surgical procedures without ever compromising mobility, quality of light or light output.



Multiple lenses for different fields of view

Standard 12mm lens (16mm and 25mm available)

Captures crisp, high-definition images

1080P, 30FPS

Control video recording and still images with recording unit or remote programming fob

Surgeon or assistant controls camera view and video start/stop

Real-time image view on the OR display

Operating room team sees what the surgeon sees in real time

Removable camera for headlight-only use

Thumbscrew mount allows camera to be removed for cleaning, used on other Sunoptic headlights or when only headlight is needed

Easy transfer of files to PC

Images and footage are exported seamlessly after surgery

Battery-powered unit allows maximum mobility

No more power cords, surgeon can be truly mobile in the OR

Lighter Headband with Rear Cranial Support

Patented durable and adjustable head support for ideal comfort

Robust Aluminum Module with variable 20mm to 110mm spot

Enjoy 70,000 Lux (measured at 16 in/40 cm working distance) with defined uniform white light throughout the variable spot size

System Equipped with Extended Linkage

Headlight easily accommodates most surgical loupes

Our focus is surgical lighting



ADVOCATES
FOR PATIENT
SAFETY AND
QUALITY
EQUIPMENT

HandLite

Illuminated Retractor System with TracLux® Technology



Our new Handlite illuminated retractor system utilising patented TracLux® Technology is designed to enhance illumination at difficult to access surgical sites. With an assortment of interchangeable stainless steel retractor blades, this versatile system is easy to use and provides the operating team unparalleled brightness at the surgical site.

Light Carrier

Cost-saving sterile, single use chevron light carriers provide a large lighting surface to flood the surgical site with brilliant white light.



Locking Pin

Securely locks blade into handle.

Universal Handle

Ergonomic, ambidextrous comfort grip handle with flared end to minimise slippage. Accepts all blade configurations.

Fiber Optic Cable

HEXAFUSE Fused Fiber Technology maximises transmission of cold light to the surgical site. Patented swivel connector minimises cable twisting.



Specialised Blades

Interchangeable surgical stainless steel blades with Tip-Grip™ technology. Available in multiple design configurations.

Tip

Designed to delicately but firmly grip and hold tissue in place.

Powered by
Sunoptic LED 4500
Technology



Our focus is surgical lighting



ADVOCATES
FOR PATIENT
SAFETY AND
QUALITY
EQUIPMENT



Endovision

ADVOCATES
FOR PATIENT
SAFETY AND
QUALITY
EQUIPMENT

Our focus is the future

Endovision.com.au